


## ■ Dispensing Peristaltic Pump—LG350FC/KZ50



### \* Quick description

- **Drive Model:** LG350FC/KZ50
- **Speed range :** 0.1-350 rpm(reversible)
- **Flow range :** 10-33000ml/min
- **Max channels :** 2
- **Foot pedal :** Yes
- **Pump Head :** KZ50

### \* Touch screen + shortcut keys





**Touch screen area:** toolbar, parameter setting display, working status display  
**Key area:** full speed key, direction key, menu key, start / stop key

### \* Parameter setting display



**Filling volume:**(0.01-9999ml)  
**Filling time:**(0.1s-9999min)  
**Intervals time:**(0.1s-9999min)  
**Filling times:**(0-9999t "0" is infinite loop)

## ■ LG350FC/KZ50 Product Composition & Flow Range

Pump head & Flow(ml/min)		
	LG350FC	Pump head KZ50
LG350FC/KZ50		
Tube	92#(25.4mm*4.8mm)	
Speed range	0.1-350 rpm	
Flow range	10-33000ml/min	

## ■ LG350FC/KZ50 Technical Parameters

Technical Parameters			
Speed range	0.1~350rpm	speed resolution	0.1rpm
Max flow	33000ml/min	Filling Accuracy	<±0.5%
Flow calibration	Yes	Control Method	Touch screen + keypad
Display Mode	LCD(EN and CN)	Suckback angle	10°~720° (1° Stepping)
Suckback speed	10~300rpm	Power supply	AC220V±10% or AC110V±10%
Power consumption	<1000W	Environment Temperature	0~40°C
Relatively Humidity	<80% No condensation	Drive size	//
Drive weight	27kg	Motor type	Servo motor
IP grade	IP31	Working mode	Transmission&Dispensing
External control interface	DB-15	External control	Yes

## Product Applications

Water treatment, industrial product filling, glycerine filling, etc.transmission and filling larger fluids.



Suitable Bottle&suitable Tube							
Pump Head	Tube	Speed range (rpm)	Max flow (ml/min)	Suggest bottle volume(ml)	Cases:Filling bottles/min		
					1L	2L	5L
KZ50	92#	0.1-350	33000	1000-5000	25	15	5

**Application :** Water treatment, industrial product filling, glycerine filling, etc.transmission and filling larger fluids.




## FC series Features

**Advantages of FC series  
Intelligent dispensing peristaltic pump :**

- **Data Storage function :** Can store 9 sets of filling data.
- **Memory function:** Data will be stored in time after power off.
- **Flow calibration :** Calibrate with mearsure cup ,to ensure the filling accuracy .
- **Full speed:** Used for quick cleaning, filling and emptying tubes.
- **Suck back function:** Prevent liquid dripping and ensure fluid accuracy.
- **lock screen function :**To avoid error touch ,more security for production .
- **Remote control :** Support modbus protocol ,support analog control .Support Customized .
- Multiple language interface ,support customized.

## Packing List



LG350FC/KZ50



Silicone tube\*2m



Plastic connector\*2



Power plug\*1



Foot switch\*1



User manual\*1

## Accessories Selection



① Silicone tube



② Plastic connector



③ Check valve



④ Remote control cable



⑤ Needles



⑥ Filling Stand