

UTF04 Smart filling system



Typical Application: Food, beverage, pharmaceutical, chemical, biopharmaceutical and other industries

- The main controller adopts 7-inch or 10-inch, industrial touch screen, easy to operate
- The main body adopts stainless steel shell, which has high strength, corrosion resistance and easy cleaning
- The standard drive unit is 4 channels, which can be expanded up to 32 channels by stacking installation
- When receiving a bottle shortage signal, the system will stop the filling operation of the channel
- Improved system security
- It has three operation modes: internal control, external control and communication control to meet different application requirements




Max Flow: 12000mL/min

Max speed : 600rpm

Performance:

Filling volume	0.1mL-9999.99mL/time	Display adjustment resolution: 0.01mL
Filling time	0.1-9999.9s/time	Display adjustment resolution: 0.1s
Intervals	0.2-9999.9s/time	Display adjustment resolution: 0.1s
Filling times	0-9999 times	"0" means infinite loop
Suction angle	0-7200°	Display adjustment resolution: 1°
Suction speed	0-300rpm	Display adjustment resolution: 1rpm
Suction back delay	0s-60s	Display adjustment resolution: 0.1s
Channels	4 channels/unit (standard) 2 3 4 5 6 channels/unit (optional)	Expandable up to 32 channels

Pump head/hose flow parameter table:

Pump head	Model	Tube	ID (mm)	Wall thickness (mm)	Max flow (mL/min)	Max speed (rpm)
	YZ35	73#	9.6	3.3	7400	600
		82#	12.7	3.3	12000	
	YZ35-13L	73#	9.6	3.3	7400	
		82#	12.7	3.3	12000	
	YZ35LS	73#	9.6	3.3	7400	
		82#	12.7	3.3	12000	

Test conditions:

- 1.Flow data testing environment for room temperature 20-25 °C, relative humidity is not more than 80%, altitude is not more than 1500 meters.
- 2.The test is measured using a straight-through tube, suction range of 0.5 meters, the head is not more than 0.5 meters, the total length of the tube is not more than 1.5 meters (inlet end + outlet end + test end).

The above data test environment for normal temperature and pressure, the test fluid is water, the data is for reference only, please prevail in practice.

* For specific needs, please consult Chuangrui Company.