

BG600FJ-S

PRODUCT DESCRIPTION

**Large flow digital distribution
peristaltic pump**



BG600FJ-S

PRODUCT DESCRIPTION

Large flow digital distribution peristaltic pump

It is used in industrial fermentation, fluid transportation such as superplasticizers and admixtures, and is suitable for large-flow sub-packaging environments.

Max flow
12000mL/min

Max speed
600rpm



BG600FJ-S

BG600FJ-S is a large flow digital distribution peristaltic pump. It can switch the transmission mode and distribution mode to adapt to different working environments. It is equipped with YZ35, YZ35-13L, and YZ35LS pump heads. Multiple pump heads can be cascaded and adjusted with digital knobs. , high torque in both directions. The current flow rate or rotational speed is displayed through 4-digit LED, and the liquid volume can be calibrated. It supports the RS485MODBUS communication protocol, and the knob adjusts the parameters. The operation is simple and convenient.

Mode switch

Two modes of transmission or distribution can be switched by adjusting the key position.

Power off save

Can automatically save the control parameters when the last power failure.

Can be cascaded

YZ35, YZ35-13L, YZ35LS pump heads can be installed, and multiple pump heads can be cascaded.

Servo motor

Driven by servo motor, powerful and more accurate control.

Flow calibration

After setting the target flow, input the actual flow value, and the system will automatically perform flow correction.

External control function

Support RS485MODBUS communication protocol, the protocol can also be customized according to customer needs.

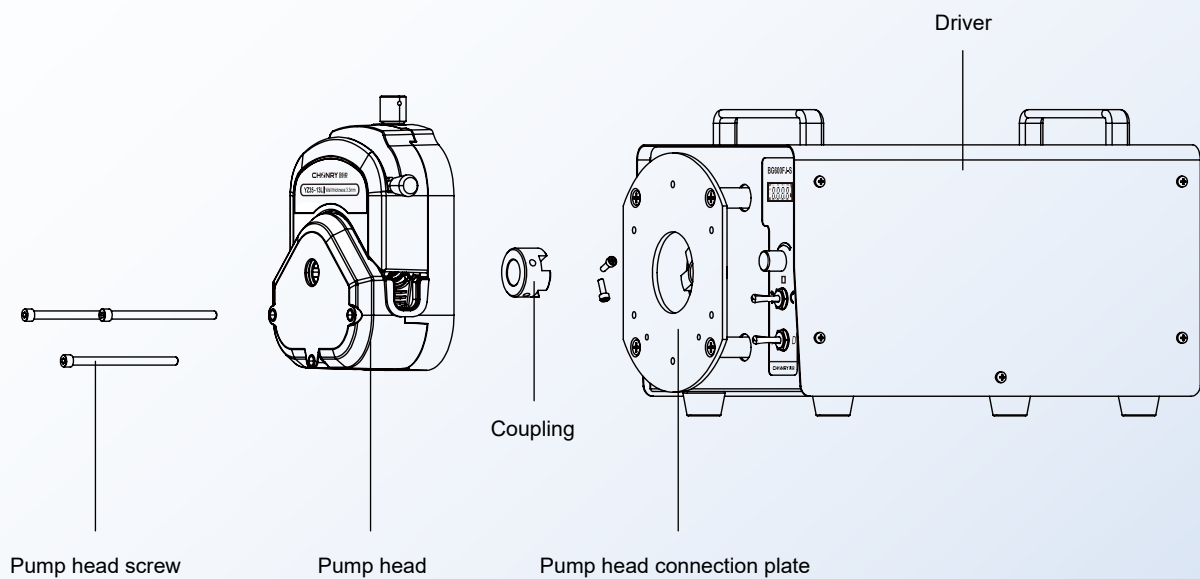


Technical parameter

Drive model	BG600FJ-S
Max speed	600rpm
Speed resolution	0.1rpm
Max flow	12000mL/min
Speed mode	Digital knob to adjust the speed
Display method	Four-digit LED displays current speed or flow
Suction angle	10°-720°
Suction speed	10-300rpm
Power supply	AC220V±10% (standard) or AC110V±10% (optional)
Power	<400W
External control interface	Start control/direction control/speed control (0-5V, 0-10V, 4-20mA optional) RS485 serial communication
Drive size	372X232X225.5 mm
Drive weight	19kg
IP grade	IP31

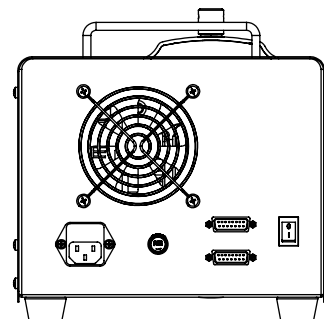
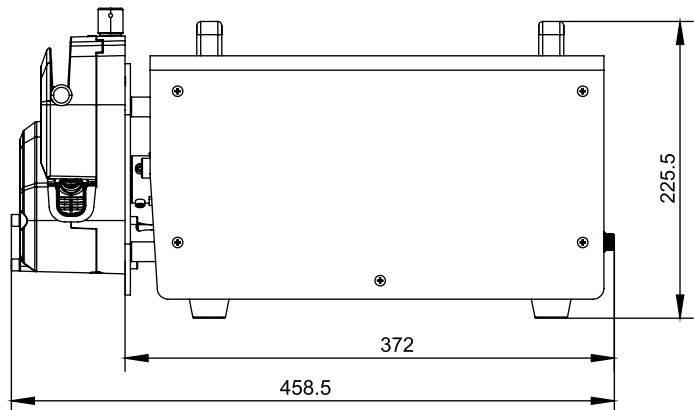
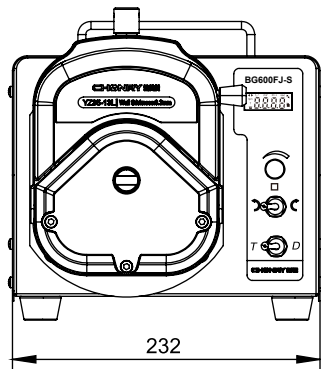
Schematic diagram of structure and function

Pump head → Coupling → Pump head connection plate → Driver



Dimensions

● BG600FJ-S



(Unit: mm)

* Technical parameters are subject to change without notice.

CHONRY 创锐

Baoding Chuangrui Precision Pump Co.,Ltd.

Address: NO.369 of HuiYang Street , Baoding 071000,Hebei , China

Mobile: +86 15633705132

Website: <http://www.crpump.com>

Email: support@crpump.com

