

BG600-S

PRODUCT DESCRIPTION

**Large flow digital transmission
Peristaltic Pump**



BG600-S

PRODUCT DESCRIPTION

Large flow digital transmission peristaltic pump

Used in admixture conveyors, tubular centrifuges
and other equipment supporting the use

Max flow
12000mL/min

Max speed
600rpm



BG600-S Peristaltic Pump

BG600-S is a large flow digital transmission peristaltic pump. Suitable for YZ35, YZ35-13L, YZ35LS pump heads. It can cascade multiple pump heads, digital knob adjustment, and two-way large torque. The current flow or speed is displayed through 4-digit LED, and the liquid volume can be calibrated. It supports the RS485MODBUS communication protocol, and the knob adjusts the parameters. The operation is simple and convenient.

Power off save

Can automatically save the control parameters when the last power failure

Flow calibration

After setting the target flow, input the actual flow value, and the system will automatically perform flow correction

External control function

Support RS485MODBUS communication protocol, the protocol can also be customized according to customer needs

One key full speed

For quick cleaning, filling, emptying of pipes

Suction function

Pump can be customized to reverse operation after shutdown to prevent liquid dripping

Can be cascaded

Bidirectional high torque, low power consumption motor, can cascade multiple pump heads

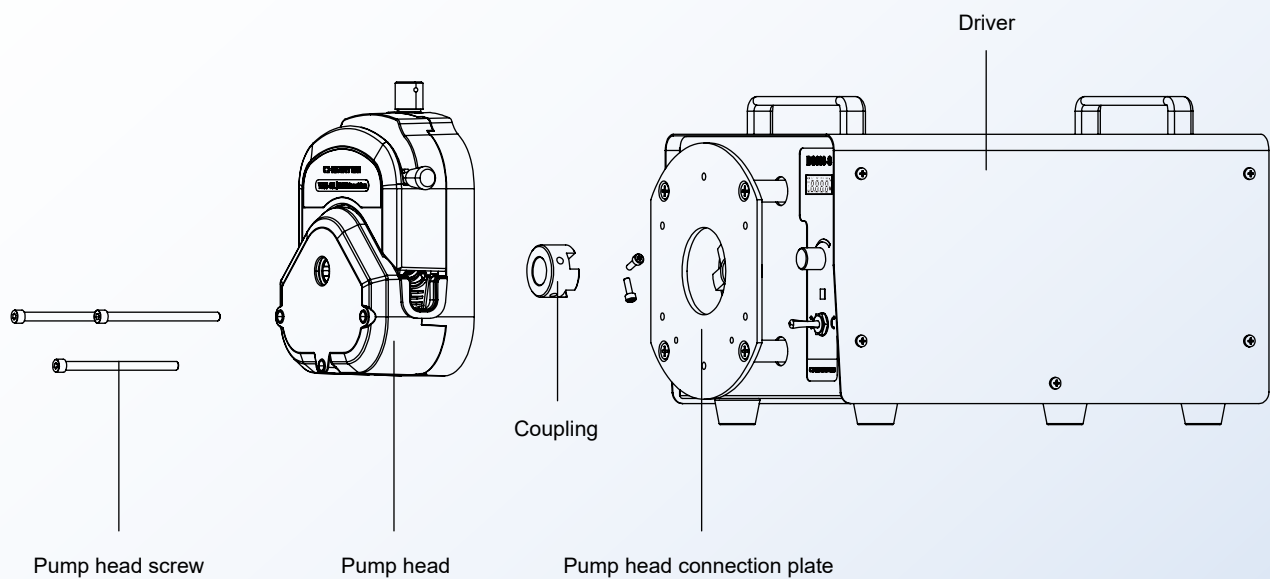


Technical parameter

Technical parameter	
Drive model	BG600-S
Max speed	600rpm (reversible)
Speed resolution	0.1rpm
Max flow	12000mL/min
Speed mode	Digital knob to adjust the speed
Display method	4-digit LED displays current speed or flow
Suction angle	10°-720° (0° means no back suction)
Suction speed	10-300rpm
Power supply	AC220±10% (standard) or AC110V±10% (optional)
Power	<400W
External control interface	Start control/direction control/speed control (0-5V, 0-10V, 4-20mA optional) RS485 serial communication
Drive size	372X232X225.5 mm
Drive weight	19kg

Schematic diagram of structure and function

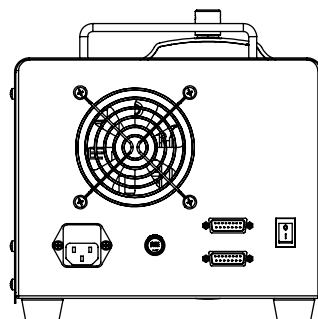
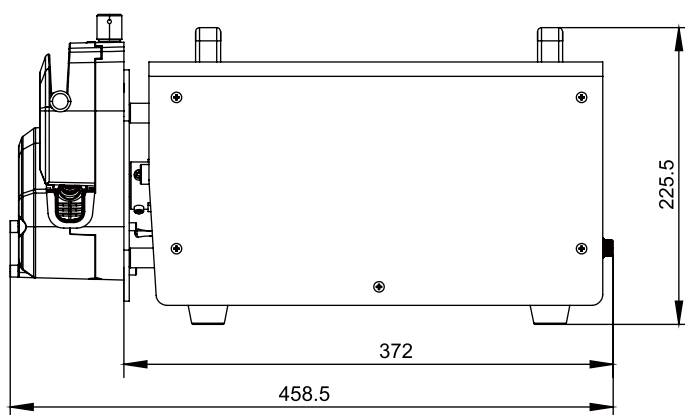
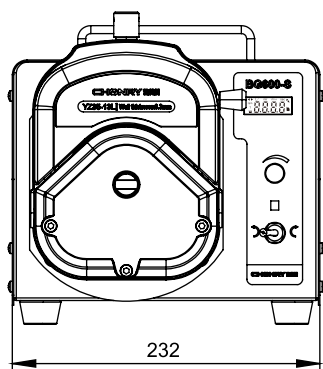
Pump head → Coupling → Pump head connection plate → Driver



Dimensions

Note: The value is for reference only, please refer to the actual.

● BG600-S



(Unit: mm)

* Technical parameters are subject to change without notice.

CHONRY 创锐

Baoding Chuangrui Precision Pump Co.,Ltd.

Address: NO.369 of HuiYang Street , Baoding 071000,Hebei , China

Mobile: +86 15633705132

Website: <http://www.crpump.com>

Email: support@crpump.com

