

WT600 series

PRODUCT DESCRIPTION

DC brushless peristaltic pump



WT600 series

PRODUCT DESCRIPTION

DC brushless peristaltic pump

It is used for conveying mechanical grinding and polishing liquid, electronic electroplating addition, chemical liquid, glue, anti-static liquid, etc.

Max flow
6000mL/min

Max speed
600rpm



WT600 DC brushless peristaltic pump

WT600 is a DC brushless peristaltic pump independently developed by Chuangrui Pump Industry. It is driven by a DC brushless motor and has strong bidirectional torque. It can be installed with YZ series, TX series, KZ series pump heads and is suitable for a variety of hoses. Support RS485/MODBUS communication protocol to meet different work needs of customers.

Power off save

Can automatically save the control parameters when the last power failure

Easy to operate

Digital knob, 4-digit LED digital display, easy to operate, clear and intuitive

Strong motor

Bidirectional large twist cabinet, brushless DC motor, can cascade multiple pump heads



One key full speed

Features a convenient full speed button for quick Fill or empty pipes

External control function

Support RS485/MODBUS communication protocol, the protocol can also be customized according to customer needs

Adapt to multiple pump heads

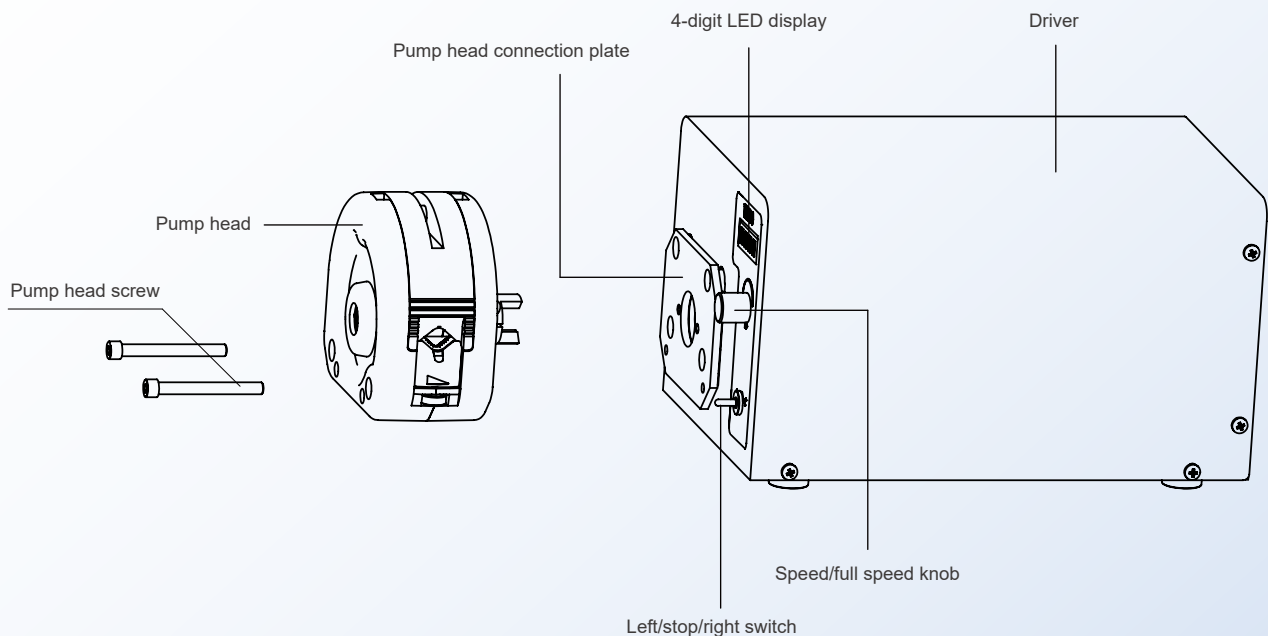
Various pump heads such as YZ series, TX series and KZ series can be installed

Technical Data Sheet

Technical parameter	
Drive model	WT600
Max speed	600rpm (reversible)
Speed resolution	1rpm
Max flow	6000mL/min
Speed mode	Digital knob to adjust the speed
Display method	4-digit LED displays current speed or flow
Suction angle	10°-720° (0° means no back suction)
Suction speed	10-300rpm
Power supply	AC220±10% (standard) or AC110V±10% (optional)
Power	< 100W
External control interface	Start control/direction control/speed control (0-5V, 0-10V, 4-20mA optional) RS485 serial communication
Drive size	264x177x153 (mm)
Drive weight	4.8kg

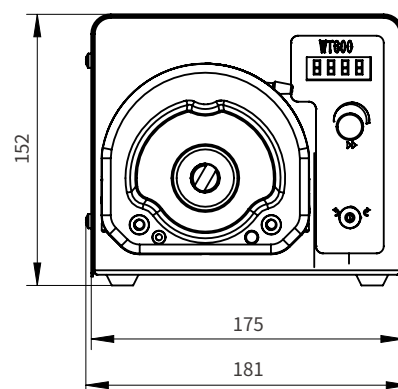
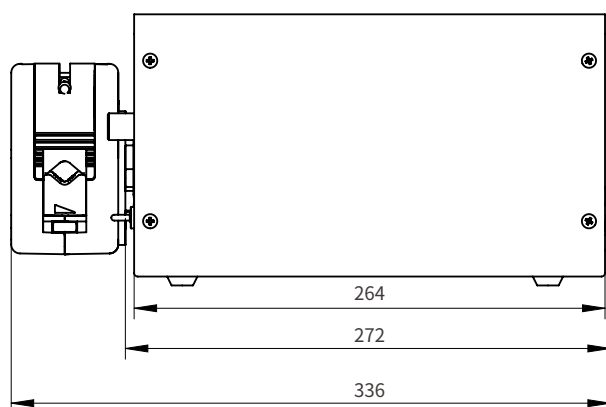
Schematic diagram of structure and function

Pump head screw → Pump head → Coupling → Pump head connection plate → **Driver**



Dimensions

Note: The value is for reference only, please refer to the actual.



(unit: mm)

CHONRY 创锐

Baoding Chuangrui Precision Pump Co.,Ltd.

Address: NO.369 of HuiYang Street , Baoding 071000,Hebei , China

Mobile: +86 15633705132

Website: <http://www.crpump.com>

Email: support@crpump.com

