

OI series

PRODUCT DESCRIPTION

Intelligent Peristaltic pumps



OI series

PRODUCT DESCRIPTION

Intelligent peristaltic pumps

Applications in the chemical, mineral processing, photovoltaic, laboratory and other industries. Filling of various liquids.

Max flow
4560mL/min

Max speed
600rpm



OI series

The OI series is an intelligent peristaltic pump offering three working modes, flow transfer, distribution filling, timed filling, colour screen display of working status, knob to set parameters, mechanical key control, comfortable feel, high life expectancy, various functions such as flow rate fine adjustment, copy dispensing, etc., can be fitted with a variety of pump heads such as YZ series, DG series, max speed 600rpm, max flow 4560mL/min, support RS485MODBUS communication protocol, analogue control, foot pedal control.

Stainless steel shell

The main body is made of stainless steel shell, high strength, corrosion resistance, easy to clean.

Multiple modes

Provide transmission mode, filling mode, timing mode, three working modes can be selected.

External control function

Support RS485/MODBUS communication protocol, analog control, foot switch control.



Adapt to multiple pump heads

YZ series, TX series, DG series and other pump heads can be installed to meet different flow requirements.

Copy and pack

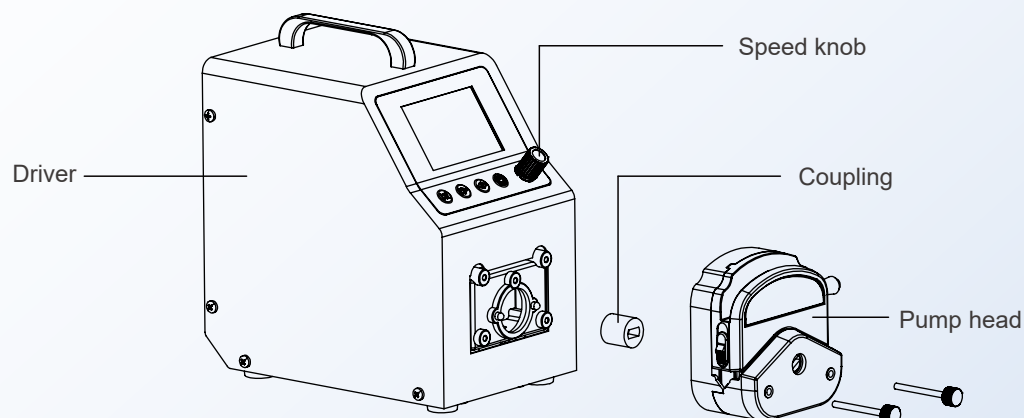
When the parameters of filling volume and filling time are ambiguous, the filling can be started and stopped manually after the filling is in place and the peristaltic pump automatically. The current data is recorded for subsequent automatic production.

Technical parameter

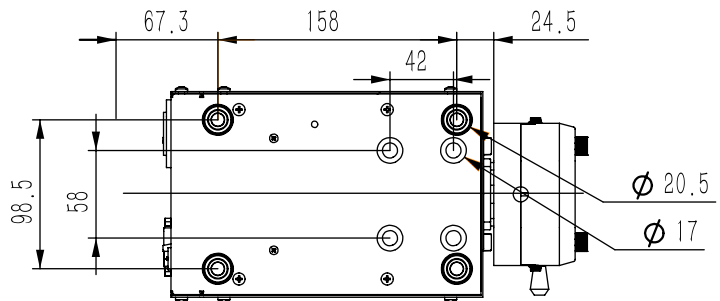
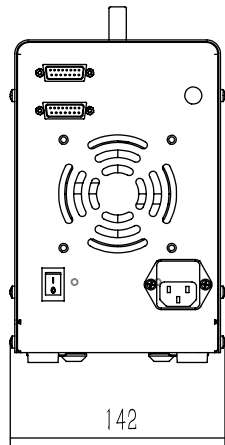
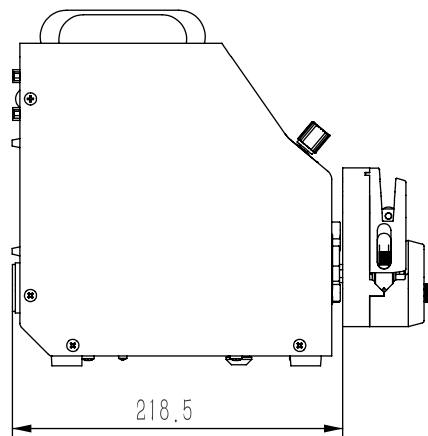
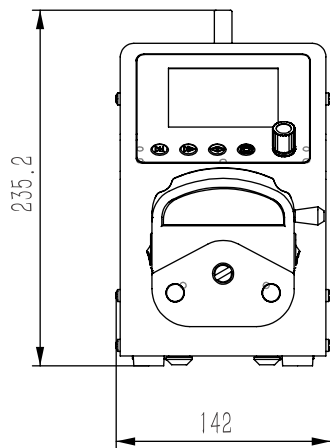
Drive model	OI102P	OI302P	OI602P
Max speed	100rpm(reversible)	300rpm(reversible)	600rpm(reversible)
Max flow	760mL/min	2280mL/min	4560mL/min
Speed resolution	0.1rpm		
Speed mode	Digital knob + button to adjust the speed		
Display method	Colour display showing current working status		
Suction angle	0° - 3600° (0° for no reabsorption)		
Suction speed	0-300rpm		
Power supply	100-240VAC		
Power frequency	50/60Hz		
Power	< 60W	< 80W	< 150W
External control method	Inputs: Start/stop control/direction control/speed control (0-5V, 0-10V, 0-10Khz, 4-20mA optional) (4-20mA optional) RS485 serial communication		
	Output: Start/stop/direction/analogue (0-5V, 0-10V, 4-20mA, 0-10Khz)		
Drive size	218.5×142×235.2 (mm)		
Protection grade	IP31(Indoor use, avoid long-term exposure to UV rays)		

Schematic diagram of structure and function

Pump head → Coupling → Driver



Dimensions



(Unit: mm)

*Technical parameters are subject to change without notice.

CHONRY 创锐

Baoding Chuangrui Precision Pump Co.,Ltd.

Address: NO.369 of HuiYang Street , Baoding 071000,Hebei , China

Mobile: +86 15633705132

Website: <http://www.crpump.com>

Email: support@crpump.com

