

SG600FC

PRODUCT DESCRIPTION

Smart Dispensing Peristaltic Pump



SG600FC

PRODUCT DESCRIPTION

Smart Dispensing Peristaltic Pump

It is used in large-flow sub-packaging in pharmaceutical factories, chemicals, food, chemical environmental protection, etc.

Max flow
12000mL/min

Max speed
600rpm



SG600FC

SG600FC is an intelligent distribution peristaltic pump. It adopts a 3.5-inch color LCD touch screen display. The operation is simple and intuitive. It has two working modes of transmission and distribution. It can be intelligently set according to different work requirements. The motor torque is strong, suitable for YZ35, Multi-series pump heads such as YZ35-13 can store data and support various remote control modes such as RS485/MODBUS.

Multiple modes

It has two working modes of transmission and distribution, and can perform repeated timing and quantitative filling

LCD touch

3.5-inch color LCD, Chinese and English display, touch screen control

Adapt to multiple pump heads

YZ35, YZ35-13 pump heads can be installed, and the pump heads can be cascaded



Suction function

The speed angle of reverse operation can be customized to prevent liquid dripping

Data storage

9 sets of data can be stored for users

Support external control

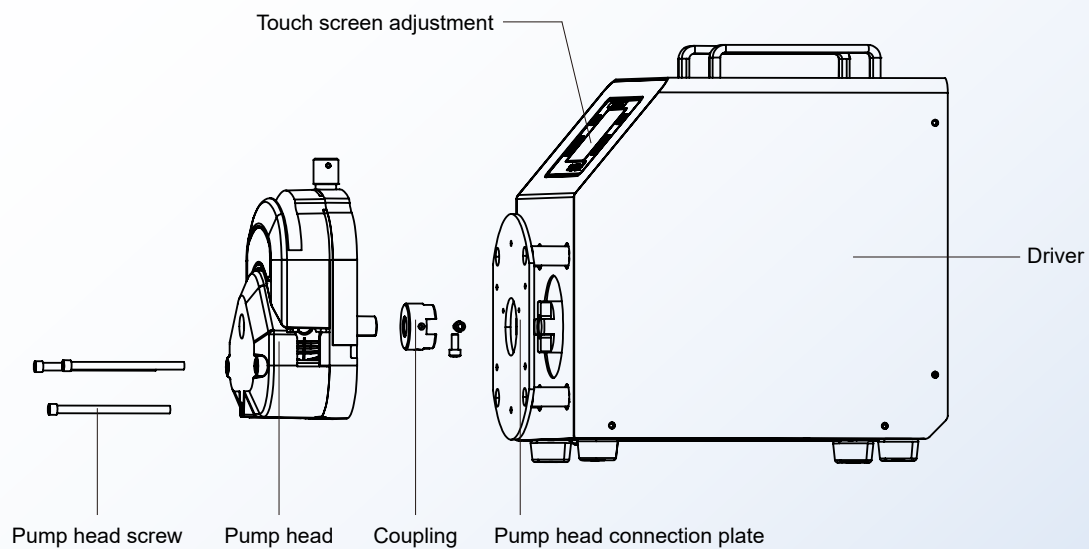
Support RS485/MODBUS communication protocol, analog control, foot switch control

Technical parameter

Drive model	SG600FC
Max Speed	600rpm (reversible)
Speed resolution	0.1rpm
Max flow	12000mL/min
Speed mode	Touch screen adjustment
Display method	Color LCD display (Chinese and English optional)
Suction angle	10°-720° (0° means no back suction)
Suction speed	10-300rpm
Power supply	AC220V±10% (standard) or AC110V±10% (optional)
Power	<400W
External control interface	DB-15
External control method	Start control/direction control/speed control (0-5V, 0-10V, 4-20mA optional) RS485 serial communication
Drive size	233X325X427.5(mm)
Protection class	IP31 (indoor use, avoid prolonged exposure to UV rays)

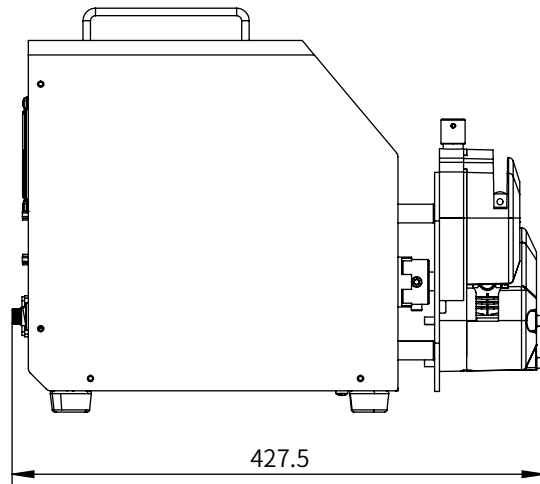
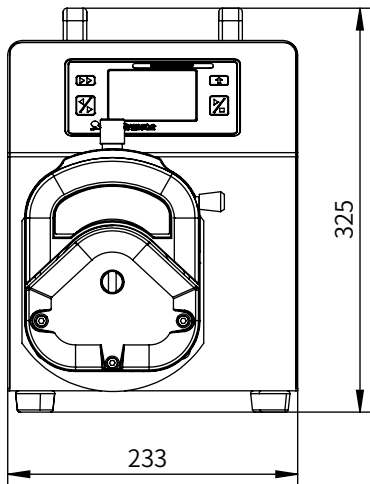
Schematic diagram of structure and function

Pump head screw → Pump head → Coupling → Pump head connection plate → Driver



Dimensions

● SG600FC



(Unit: mm)

* Technical parameters are subject to change without notice.

CHONRY 创锐

Baoding Chuangrui Precision Pump Co.,Ltd.

Address: NO.369 of HuiYang Street , Baoding 071000,Hebei , China

Mobile: +86 15633705132

Website: <http://www.crpump.com>

Email: support@crpump.com

